




**Ysgol Uwchradd
Prestatyn
High School**



Annual Governors' Report to Parents 2017 - 2018

Meeting 13th November 6.00pm

In the 6th Form Centre

Chair of Governors: **Mrs. L. Davenport**

Headteacher: **Mr. N.T. Foley**

This report will be presented to Parents and Guardians at the Annual Parents' Meeting to be held on **Tuesday 13th November at 6.00pm in the Learning Centre**. This will be followed by the AGM for the PTA and your attendance at both meetings would be appreciated.

School Governors

The school has a Governing Body consisting of LEA representatives, elected and co-opted members. The Governors during 2017/2018 were as follows:

Parent Governors	Date Elected	Term Ends	
Mrs. J. Newell	21.11.18	21.11.2021	<i>Re-elected</i>
Mrs. S. Ecob	21.10.15	21.10.2019	
Mrs. C. Morgan	21.10.15	21.10.2019	
Mr. T. Obine	19.10.16	19.10.2020	
Mr. G. Vernon	19.10.16	19.10.2020	
Mr. G. White	08.02.17	08.02.2021	
LEA Governors			
Mrs. S. Frobisher	14.12.16	14.12.2020	
Mrs L. Davenport	31.01.15	31.01.2019	
Mr. R. Yates	22.10.14	22.10.2018	
Mr. T. Flynn	21.09.16	21.09.2020	
Mr H. Irving	16.02.18	16.02.2022	
Teacher Governors			
Miss E.J. Davies	14.11.17	14.11.2021	<i>Re-elected</i>
Mr. G. Bennett	08.02.17	08.02.2021	
Staff Governor			
Mrs. M. Jones	21.10.16	21.10.2020	
Community Governors			
Mr R. Hughes	14.12.17	14.12.2021	
Mr. D. Edwards	14.12.17	14.12.2021	
Mr. A. Jones	07.02.18	07.02.2022	<i>Re-elected</i>
Mrs. W. Jefferson	21.09.16	21.09.2020	
Vacancy			

Mr. N. Foley - Headteacher is also a member of the Governing Body.
The Clerk to the Governors is Mrs E. Thomas.
Mr. J. Molloy is the Link Officer to Denbighshire LEA.

Mrs. L. Davenport (Chair of Governors) and Mrs. E. Thomas (Clerk to the Governors) are both available via Prestatyn High School.

During the academic year from September 2017 to July 2018 the full Governing Body met on 7 occasions. The Finance Committee also met twice a term. The budget for the financial year 17/18 is included in this report together with the budget for the previous year for comparison. Other subcommittees of the governors are usually concerned with appointments and appeals.

Governors are now able to claim legitimate expenses from the school budget. As yet no expenses have been claimed.

Governor Attendance at Meetings - September 2017 to July 2018

Name	Full Governors Possible	Actual	Finance Committee Possible	Actual	Appoint when required	Appeals when required
L. Davenport	7	7	7	7	21	
D. Edwards	7	5	7	6	1	
A. Jones	7	6	7	6	1	
S. Frobisher	7	6	7	7	18	
R. Hughes	7	4				
J. Newell	7	7			1	
T. Flynn	7	4				
E.J. Davies	7	7			2	
S. Ecob	7	7				
C. Morgan	7	6				
Mr. T. Orbine	7	4				
Mr. G. Vernon	7	7				
Mrs. M. Jones	7	6			4	
Mrs. W. Jefferson	7	4				
Mr. G. Bennett	7	7				
Mr. G. White	7	7				
Mr. H. Irving	4	4				

Annual Report to Parents

2017-18

The following summary relates to progress towards our improvement plan during the school year 2017-18. It is divided into the same sections as those used under the common inspection framework. The report also includes statistical analyses of exam results and a budget statement. We have incorporated comments on progress towards our School Improvement Plan (SIP) in the relevant sections. Copies of the full SIP are available from the school.

At the time of the January 2018 school census, Prestatyn High School had 1568 on roll with 315 in the sixth form compared to 1663 on roll with 349 in the sixth form in 2017.

1.1 Standards

Performance at both Key Stage 3 and Key Stage 4 is judged against schools the Welsh Government judge to be similar based on a range of criteria including the percentage of pupils who are entitled to free school meals. They use this information to group schools into bands then divide the schools into quartiles. Quartile 1 represents the top performing 25% of schools in that band. We are also placed within a 'family' of similar schools for further comparisons, as well as being compared with other Denbighshire schools and the Welsh average. At the time of writing this report the Welsh Government had not released benchmark data.

KS3

KS3 results were encouraging this year with a rise in both English, Science and the core subject indicator at Level 5, with Maths maintaining its level from last year. The vast majority of pupils achieve a level 5 or above in English, Maths and Science. The school performs above both local authority and national averages for the core subjects. In non-core subjects the performance is strong with many subjects above national and local authority averages. There is particularly strong performance in History, Geography and ICT. More able and talented pupils achieve well with the numbers achieving Level 7 in English and Maths well above national averages, and the number of pupils achieving exceptional performance in History being 4 times the national average.

KS4

GCSE qualifications continue to be reformed in Wales with a greater emphasis on challenge and rigour with less coursework and a reduction in linear examinations. The Welsh Government has also amended BTEC qualifications with all BTECs now containing an examination element and only two BTECs can be counted towards the L1 and L2 threshold.

Students achieving A*-C in English Language decreased by 11% to 58% which is due to the Welsh Government, and the WJEC, increasing the mark needed to achieve a C grade. A mark of 200 would have been sufficient to gain a C grade in summer 2017 but this boundary was increased to 220 in summer 2018. As a result of the grade boundary increase 26 of our students missed out on achieving a C grade in English Language.

Whilst every year there are small fluctuations in the grade boundaries, we believe that the changes seen this year fall significantly beyond the acceptable range and are therefore unreasonable, unjustified and have unfairly disadvantaged young people. In addition, these changes followed a clear direction from the Cabinet Secretary to 'discourage widespread early entry' and as a result young people within the same year group in Denbighshire have witnessed huge inconsistency in the standards required to achieve a Grade C.

Since the examination results were released and the grade boundaries were published, I, along with all of the Denbighshire Headteachers, have petitioned the WJEC, Qualifications Wales and the Welsh Government to have this decision reversed and for the papers to be regraded. We have demanded that all students have a fair and equal chance to achieve a C grade regardless of when they sat their English Language qualification.

Unfortunately, we have been unable to change this decision and thus far we have not received a satisfactory response from Qualifications Wales, the independent statutory body that oversees the standards to which qualifications are awarded.

Consequently, we are now escalating this matter to Mrs Kirsty Williams, the Cabinet Secretary for Education and are also meeting with elected members to explore further ways in which we can address this injustice.

Outcomes in maths remained the same with 62% of our students achieving an A*-C. Whilst pleased with the outcome, we are not complacent, and we continue to work hard to further improve standards.

New GCSE science qualifications were rolled out in Wales. BTEC science was no longer available and nearly all pupil were expected to sit two GCSEs. As was anticipated there was a reduction in the GCSE outcome with 48% of the cohort achieving an A*-C in science.

To support the delivery of the new Science GCSEs, and to raise standards, there have been several staffing appointments made within the department. Areas of weakness have been identified and actions are being taken to ensure standards improve. For the first time we have a group of students studying triple science; we await their outcome in the summer of 2019

Despite these challenges we are extremely proud of the hard work of our staff and students which saw 46% of the cohort of 246 students achieving 5 high grade passes (grade C or above) including English language and maths. This was a 7% reduction upon last year which is due to the grade boundary changes in English Language.

Performance in the indicator that includes all subjects (the level 2 threshold) shows very strong outcomes in many subjects. This is a source of particular pride as it enables our pupils to progress to level 3 courses, either in the 6th form or further education. 96% of students achieved 5 passes of any grade showing our curriculum allows all pupils to achieve.

Top Y11 achievers included:

Natasha Dore (5A*, 6A, 1B)
Emily Smart (5A*, 6A, 2B)
Charlotte Furber (4A*, 6A, 3B)
Anabel Gorton (3A*, 7A, 2B)
Alice Wright (3A*, 7A, 2B)
Nathan Montgomery (2A*, 9A, 1B)
Josephine Wynne (2A*, 7A, 3B)
Alicia Quinn (2A*, 9A, 1B)
Cai Barker (1A*, 5A, 4B, 1C)
Jade Bartlett (1A*, 5A, 6B)
Harri Tucker (1A*, 7A, 4B)
Craig Koffler (1A*, 6A, 3B, 1C)
Liam Thomas (7A, 5B)
Leah Royles (6A, 5B, 1C)
Abigail Bone (5A, 5B, 2C)

KS5

In the sixth form, 97% of learners eligible achieved the level 3 threshold though the average points score was below comparators at 624 it was an improvement of 42 points on the previous year. This can partly be accounted for by the improvement in the A*-C grade performance from 54% to 70%. In the sixth form, 99% of learners eligible achieved the level 3 threshold, which was above the LA and Wales figures, though the average points score was below comparators at 638.5 it was an improvement of 33.5 points on the previous year. Had all of last year's Yr13 done the WBQ and achieved at least a C grade then our AVG wider point score would have been 848 and this bodes well for the current Yr13 who are all doing the WBQ and have just achieved the best AS results the school has ever had. ALPS graded the AS results as a 3 putting the current Yr13 in the top 25% of all cohorts in the country. It is clear that much more work needs to be done to ensure that our 6th form students are achieving the top grades at A-level. This will continue to be a high priority going forward this year and in the years to follow.

Our top A level performers were:

Jack Bailey A*A* B, Sam Davidson A*AA, Jordan Emery A*A*A*, Bronya Evans A*AA, Timothy Fairhurst A*AB, Shania Pallicer McPherson AAB, Luke Pritchard A*AC, Jack Pumford A*A*A, Thomas Salsbury AAA.

Our top BTEC performers were:

Reece James D*D*D*, Charlotte Joannidi D*D*D*, Katie King D*D*D, Sophie Reddaway D*D*D, Sam Roberts D*D*C, Jade Williams D*D*D*M, Paige Williams D*DCC

Special praise must go to the current Yr13 who AS grades put them in the top 25% of all learners in the country as measured by ALPS. Scoring grade 3 on ALPS in Yr12 is a fantastic achievement and the best we have ever had.

We are delighted that most 6th formers have gone on to study subjects they are passionate about at degree level. 78 students progressed to higher education at universities all over the country including Jack Bailey who is currently studying Law at Cambridge University. We are again delighted that currently not one Yr13 student has been recorded as NEET for the second third in a row. Well done the class of 2018!

Curriculum Support

In January 2018, there were 288 pupils in key stages 3 and 4 on the school's Special Educational Needs Register at School Action, School Action + and with Statements, this equates to 24% of all pupils in KS3/4. At key stage 5 there were 18 students, equating to 8% of the 6th form students. Overall 11 pupils (around 0.8% of the school population) have a statement of Special Educational Need. Special arrangements for pupils with specific and other learning difficulties who met the criteria were obtained from the appropriate examining boards for their external examinations.

More able and talented

More able and talented students continue to be identified, supported and monitored from the point of transitions to external exams. 11% of our KS4 pupils achieved at least 5 grade A or A*, a similar outcome to the previous year.

Disadvantaged pupils

A national priority for all schools is to support the performance of disadvantaged pupils. Our teaching approaches are inclusive for all pupils with the school open from 08.00 until 16.00 with many enrichment activities/sessions ongoing. We make full use of the pupil deprivation grant and ensure it is used effectively to ensure each pupil maximises his/her time at school. The outcome of efsm pupil is in line with Welsh average.

Literacy and numeracy

To ensure that the provision of skills is thoroughly mapped the school has an established literacy coordinator and a numeracy coordinator will be in place from September 2018. Each of the coordinators in post are working on specific plans to address key priorities. Part of their role is to support pupils with literacy and numeracy difficulties through planning and resourcing additional literacy and numeracy lessons at KS3. They are available to support colleagues across the school to plan and deliver skills activities.

In order to improve standards and to engage pupils in reading the Accelerated Reader programme is used in years 7 and 8. This has led to an increase in the numbers of pupils reading regularly with school library records showing a significant increase in the amount of books being borrowed. The most recent National Reading and Numeracy Test data continues to put the school in line with Welsh averages. The tests are now moving towards being used for formative assessment purposes and within the next three years will all be online with pupils receiving individual feedback.

Welsh

Celebrating and promoting the Welsh language, and culture, continues to be a school priority. The school has an excellent relationship with Yr Urdd which saw a number of year 8 and 9 students spending three days at Glan Llyn in Bala. We also celebrated Welsh culture via our annual Eisteddfod.

Standards in Welsh 2nd language are good. 84% of our year 9 pupils achieved L5+ at key stage 3, above Denbighshire and Welsh averages and placing us in the 1st quartile.

Performance at GCSE shows great promise with 77% of the year 11 cohort sitting the full course qualification with a 65% A*-C pass rate.

1.2 Wellbeing

Attendance remained a key priority with the whole school attendance target in 17/18 being raised to 97%. All About Attendance continued to be used to introduce initiatives, maintain the focus and rewards. Our Attendance Champion, Hannah Masson, kept a robust and strong focus on attendance along with the pastoral teams. Attendance rose by 0.4% to 93.5% at the end of the academic year which is the highest attendance rate the school had in years. The numbers of Persistent Absentees (pupils with attendance of 80% or below) also dropped by 1.2% to the lowest it has been in years. The school has now moved to quartile three for attendance. Of the absence, 4.0% was due to illness or medical reasons (4.4% in 16/17) and 0.4% was due to holiday absences (0.6% in 16/17). Unauthorised absences accounted for 1.2% of absence (1.1% in 16/17) and the school continues to implement the DCC fixed penalty notice system to address this.

Behaviour remained a key priority last academic year. There were some improvements in behaviour across the school with a reduction in both Isolation Room referrals and Fixed Term Exclusions. The move to a year based pastoral system was effective, and pupils continue to receive highly effective pastoral care from their year teams. The Assistant Head of Year is a non-teaching member of staff who is at the forefront of pupil wellbeing and behaviour. Along with the Heads of Year they are a regular presence in lessons monitoring behaviour across the school. A number of pupils worked their way off the behaviour structure altogether and others were very successful in reducing their behavioural incidents. A small minority of students still cause some disruption, and these pupils are moved quickly up the behaviour structure and support put in place.

to help them improve their behaviour to ensure that they do not continue to be a disruptive influence on the learning of others.

2.1 Learner experiences

The school continues to provide a broad and balanced curriculum with an extensive range of options at key stages 3 and 4. A range of vocational and academic course allow all pupils to pursue courses in which they can achieve. Given the size of our 6th form, we offer nearly 35 level 3 courses.

Other events that supported the formal curriculum included

- Year 12 had a one day induction in Edge Hill University
- Phil Earle - Author visit
- Y8 went to Glan Llyn
- Year 12 students – Geography Coastal fieldtrip
- Visit to the Trafford Centre
- KS3 LS trip to see the Christmas Pantomime
- Y12 visit to Manchester Airport
- Year 12 students – Geography 'Changing Places' urban fieldtrip
- Mr Price took a group to the F1 in school competition
- A small group attended the Lego Space Project
- KS3 pupils took part in the Stem - Big Bang event
- KS4 / 5 pupils went to see Blood Brothers
- History Dept trip to the USA
- Students attended the Bangor University Shakespeare Workshop
- English department went to see Streetcar at Theatre Clwyd
- French department went on a trip to the Opel Coast, Northern France
- The PE department took a football trip to Barcelona
- Year 12 students went to the Liverpool University UCAS convention
- Year 12 students attended a Welsh Baccalaureate Conference
- Geography field trip to Barkby Beach
- Geography field trip to Wrexham
- Public Services Army Day
- Many Y10 pupils took part in the Duke of Edinburgh Bronze Expedition
- Biology fieldtrip
- Y12 Oxford University Workshop
- KS3 / 4 pupils entered the Denbighshire Cookery Competition
- Y12 students attended the Bangor University Pharmaceutical Day
- Art department visited the Walker Art Gallery
- Students attended the Airbus – Theory of Flight lecture
- Gold Young Ambassador Conference
- Y10 Geography River walk field trip
- Attended the Escape Rooms in Abergele
- Glan Llyn reward trip
- Year 10 cinema reward trip
- Welsh Ethos trip to Manley Mere
- Carol Concert at Prestatyn Parish Church, choir, orchestra, soloists, band
- Maths did the UK Maths Trust Challenges: Junior Challenge for Year 8 and Intermediate Challenge for Year 10;
- Christmas Fayre – Yr11 BTEC Business Students and some Yr12 Welsh Bacc Students;
- STEM Roadshow
- Geography Dept trip to Iceland;

2.2 Teaching and assessment

The considerable changes made to teaching and assessment systems since September 2016 have led to an improvement in the quality of work and in the attitude of pupils in their lessons. Standards in books and in lessons continue to improve over time and the schools judgements have been validated by external bodies such as GwE and Estyn. In autumn 2017, 76% of teaching was judged to be good or better. By summer 2018 book reviews across the school reviews showed that standards of teaching continued to improve, the percentage of books judged to be at least good was 84%. Pupil engagement in learning is good and instances of poor behaviour in lessons are rare and are dealt with appropriately. The assessment schedule is well organised and understood by all pupils. Feedback to pupils is developing well with teachers giving relevant and useful advice to pupils on how to improve at regular assessment points, this has assisted progress in learning with many pupils having a good understanding of what they need to do to make progress.

2.3 Care, Support and Guidance

The school continues to invest heavily in pastoral support for pupils to ensure safeguarding and support for wellbeing remain a high priority. Pastoral issues can be challenging and the school works closely with a range of outside agencies to support such matters. The school works in close partnership with agencies such as CAMHS, North Wales Police, Barnardo's, Children's Services, Youth Services, TAF, The Pop In, TRAC, amongst others.

2.4 Learning Environment

The site management team do an excellent job in maintaining a positive learning environment. The school employs a very effective daytime cleaner who ensures toilet facilities are kept in good order. A 'follow you printing' system allows all pupils and staff to print off their work in high quality multi-function devices located around the site.

Redevelopment of the school site is ongoing with the new toilet facilities in all three blocks and new PE changing facilities now complete. We are awaiting the funding so that we can begin the next phase of our improvements which includes fencing at the front of the school and a new corridor across the quad to reduce congestion. These facilities will give all pupils a better and safer experience in our school.

Ongoing improvements to internal décor of the school have also taken place so we now have a smart and business-like environment.

The school building is continuously being monitored and modernised, led by Steve Dennis and his team to make sure it is the best learning environment possible.

3.1 Leadership

Since the Estyn monitoring visit in March 2017 the school has continued to make progress in all areas of the school from behaviour and attendance, a new wonderful uniform and outcomes. Whilst the results are lower than expected at GCSE, the school is proud of our achievements in the current much more difficult exam environment.

The internal systems that are in place ensure that the school delivers on the improvement plan and self-evaluation report, which are extremely effective in helping us implement our priorities and

evaluate their impact. We now have increasingly sophisticated data tracking systems to ensure all pupil progress is monitored and leads to specific and effective interventions, as required. The school is currently looking at further enhancing our data analysis tools with the use of SMID at KS3 and 4. We now use ALPS connect at KS5 for in-depth data analysis and performance tracking. Such approaches have been instrumental in seeing standards rise.

During 2017/18 there were no changes to the permanent members of the senior leadership team.

The last academic year saw the introduction of Year teams and a move away from Houses which has had an extremely positive impact on how we monitor and deal with all pastoral issues.

The school is fortunate to have such a committed and experienced governing body under the leadership of Mrs. L. Davenport, chairperson, who are passionate about the school and freely give of their time to support and challenge as required.

We would also like to thank our outgoing head boy and girl team (Sam Davidson, Jack Bailey, Josh Hayward, Lauren Safhill, Lauren Roberts and Charlotte Griffiths). We wish them well at university. Our new team have already made an impact and we look forward to working with them as they represent the student body over the coming year. (Samuel Bastow, Tomos Davies, Lydia Hughes, Ellie Macdonald, Niamh McCormack, Katie Sheridan and Victoria Slugocki).

3.2 Improving Quality

A rigorous QA system for monitoring the standards of teaching and assessment is in place. Pupil work is frequently scrutinised and lessons are observed regularly. These measures are successfully identifying areas of strength and weakness which can then be addressed. Quality assurance measures indicate that standards are rising across the whole school.

3.3 Partnership Working

We maintain strong partnerships with other local schools, especially within our cluster and family of primary schools. We meet regularly and really appreciate the strong bonds we have with them. The current focus of the cluster is working together to share a common plan to develop the new curriculum for Wales. Within the town, good links having been developed with local businesses, churches and community services such as the youth service, Pop In, library, police and health providers. The ISPY network is another good example of what can be achieved when we work together.

A further development is how closely PHS is working with the Coastal Alliance group of schools (BEJ, RHS and Eal). The four schools have worked closely on school improvement and supporting each other and now are putting in place an alternative provision for disengaged Year 11s who are finding school difficult and college may not be the best place for them.

Attendance at parents' evenings is very good overall, but we would encourage all parents and carers to engage with us whenever there is any concern. The school website has just been improved and modernised and is an increasingly effective means of communication with all stakeholders. The website, twitter account and Facebook page is updated regularly by our resource team.

We value the contribution parents make and the impact the effective use of social media can have, but we do need to remind all parents that we will not tolerate the inappropriate use of social media or online abuse.

3.4 Resource Management

As with all public services, there is financial pressure on the school but the budget is ably managed by the finance committee of the governing body. Supported by the governors, the Headteacher carried out a restructure and redundancy programme during the academic year where difficult decisions had to be made. The budget is now forecast to be balanced over the next 3 years and effective going forward into the future. A financial statement is included in the report. The school benefits greatly from the effective resource management of the admin, caretaking and technical teams and is very efficient in its use of resources.

Staff changes

A number of staff moved on at the end of the year. We would like to thank them for their commitment to PHS and wish them every happiness in the future.

- Nick Arnaoutis has been promoted to Head of Music at a school in London;
- Holly Reece, 2nd in RS left to pursue other interests after 6 years at PHS;
- Gareth Daltry has been promoted to Head of Performing Arts at Upton-by-Chester High School;
- Tracy Hughes, Senco left to pursue other interests after 17 years at PHS;
- Ravinda Lotay, teacher of mathematics resigned;
- Laura Hall, teacher of science secured a teaching job in Emrys Ap Iwan;
- Phillip Baxter, Subject Leader of Physics resigned;
- Sian Canty, admin assistant resigned;
- Janet Clarke, mid-day supervisor resigned after 6 years at PHS;
- Kirsty Roberts, admin assistant left (maternity cover);
- Lesley Jones, Teaching Assistant resigned after 12 years at PHS.

We are pleased to welcome: Dr Panos Athanasopoulos, Dr Debra Clayton, June Clarke and Steve Ibraham (Teachers of Science), Amanda Bristow (Teacher of Mathematics and Numeracy Coordinator), Emma Duffy, Ebony Edwards and Katie Williams (Teachers of Mathematics), Matthew Hughes and Georgina Bennett (Teachers of Humanities), Andrew Christian (Senco), Charlotte Thomason (Teacher of Vocation), Hannah Craven (Teacher of PE), Jess Sandall (Teacher of English) and Ffion Evans (Admin Assistant).

Change of Role

Helen Bennett – Head of Creative Arts
Ross Howcroft-Jones – PE teacher and Deputy Head of Year
Katherine Larkin – Deputy Head of Year
Paige Riddings – Deputy Head of Year
Alison Roberts – Bilingualism & C.C Coordinator
Rebecca Wood – Head of Year 7 and Transition Coordinator
Nikki Wilson – Subject Lead for Drama

School Improvement 2017 – 2018 (summary of main priorities)

A. Priorities for ALL staff:

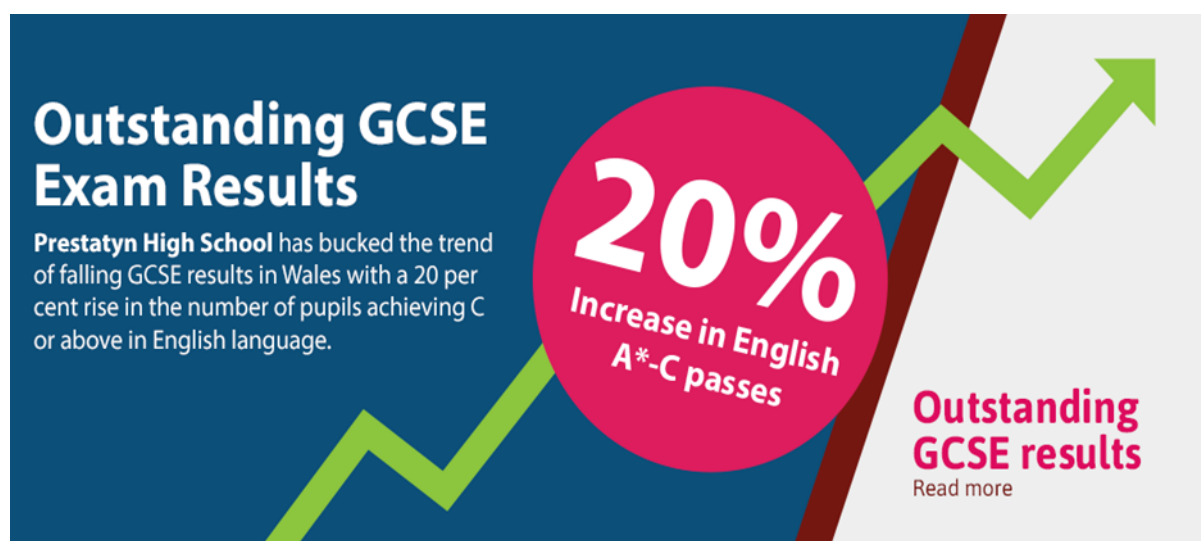
- A1. Improve attendance to a minimum of 97% - aspirational target
- A2. Raise standards in: i) Level 2+ indicator to 56% ii) Level 2 indicator to 70%
- A3. Reduce the impact of poverty on attainment by raising eFSM pupils' performance to i) L2+ 34% ii) L2 44%
- A4. Raise the standards of education in relation to skills:
 - A4i raise the standards of education in literacy;
 - A4ii raise the standards of education in numeracy; and
 - A4iii raise the standards of education in digital literacy
- A5. Improve the quality and consistency of teaching and assessment
- A6. Improve the behaviour of a few pupils
- A7. Improve the quality of pupil work in books and the quality of teacher marking
- A8. Continue to develop the Welsh ethos and bilingualism
- A9. To develop and improve pupil independent working skills
- A10. To improve the ethos and culture of Prestatyn High and the community
- A11. To ensure all lessons are effective and promote good learning skills whilst also developing a love of learning
- A12. Increase the accountability and consistency of leadership and management at SLT, MLT and teacher level.
- A13. Improve the rigour and effectiveness of self-evaluation and improvement planning
- A14. Increase the effectiveness of student leadership and pupil voice in school life
- A15. Research and plan for the new curriculum from Primary phase to GCSEs in Y11

4.0 Latest developments

Leadership and Management:

- 1. School now out of monitoring and judged GOOD by Estyn**
2. 4 middle leaders have successfully completed a GwE middle leadership course. (LCP, DGR, GHD, GB)
3. 2 middle leaders are half way through a GwE Leader's of the Future course. (KG & BKD)

4. GJT & EJD attended a MAT course delivered by NACE (National Association for Able Children in Education) to start to accelerate the progress of MAT pupils in all year groups
5. Headteacher now supporting other schools to aid their progress
6. School budget carefully monitored and saving made where possible. By April 2019, a saving of £1.3M will have been achieved



Pastoral:

1. Houses now Year teams to help with pastoral care
2. New school day timings helps with school organisation and control
3. Split lunch helps with congestion and ease of service in the diner.
4. Attendance up 0.4% to 93.5% which is Q3
5. PAs: 2016/17 – 72 2017/18 - 60 Down 12 pupils / 17% reduction
6. Since Sept 17 there has been a 17% reduction in IR referrals and 6% reduction in exclusions
7. 6% of pupils are on the behaviour structure
8. 1 Perm ex this year
9. 27 pupils have worked off the behaviour structure this year.

10. New procedures of attendance – instant impact
11. Enrichment hour working well
12. SHEP a massive success – Guardian article. This year oversubscribed.
13. KS4 Intervention Champion post used for maximum impact on results
14. Uniform checks on entry to the school – higher standards of behaviour and uniform
15. New uniform consultation completed and new uniform will be in place in September.

School Organisation:

1. Toilet block refurbishment in all blocks
2. New 6th Form centre: new common room, coffee machine, kitchen, study room and signage
3. Further building improvements, painting ongoing
4. Approved DCC works – still awaiting commencement date
5. Enrichment activities are a central part to our PHS school improvement



Teaching and Learning:

1. Further improved the consistency of T&L
2. Presentation is consistently good in most books / departments
3. Standards files now ready and refined ready for the academic year
4. Registration for Y11 transformed into intervention sessions
5. Higher standards and greater consistency of teaching / Praise from Estyn and GwE
6. Improved T&L in lessons (more work to do)
7. No new initiatives – focused on solidly good lessons and books

Staffing and HR:

1. ALL ongoing staffing issues resolved and all staff now challenged to improve
2. Attendance issues challenged and resolved
3. Fully staffed for September

4. Some staff / MLT no longer at PHS or have improved – further work to be done
5. One MoS at formal stage of capability
6. Jess Sandal – successfully completed GTP and now a member of staff covering mat leave
7. 3 MoS successfully enrolled onto the GTP course to start in September. Science (free), maths and Voc
8. Beth Parsonage – successfully completed her NQT year and now has QTS

Future Planning

Science: To drive up standards and improve outcomes

New Key Performance Indicators and outcomes: React and link accountability systems in line with new KPIs

Behaviour: Most important focus of the year – new setting and banding. New systems in place to improve behaviour further.

Attendance: Target – 97% Minimum 94%

Teacher Standards: New TSs come into force this September. Training and time given to this as a priority. Working with other local schools to develop a common approach.

Culture and Ethos: Further improve the school and community ethos/culture – long term project

Restructure of some areas of the staffing: Full review of departments and responsibilities to maximise impact, accountability and standards

Budget: Set a balanced budget by 20/21. Reduce staffing to reduce costs where possible. Improve efficiency of all areas of the school. Access funding and monies from all possible sources.

New improved areas of the school estate: Fencing around the front of the building (awaiting start date). Corridor across the quad (awaiting start date). Science lab refurbishment. Extended car parking facilities. Food tech down stairs. MFL moved to Welsh block. Continue to paint and improved the site.

Prest6tyn Sixth: Review and improve the dress code. Further improve the building and facilities for the Y12s and 13s.

This report uses data for 2017 for LA and Wales comparative information

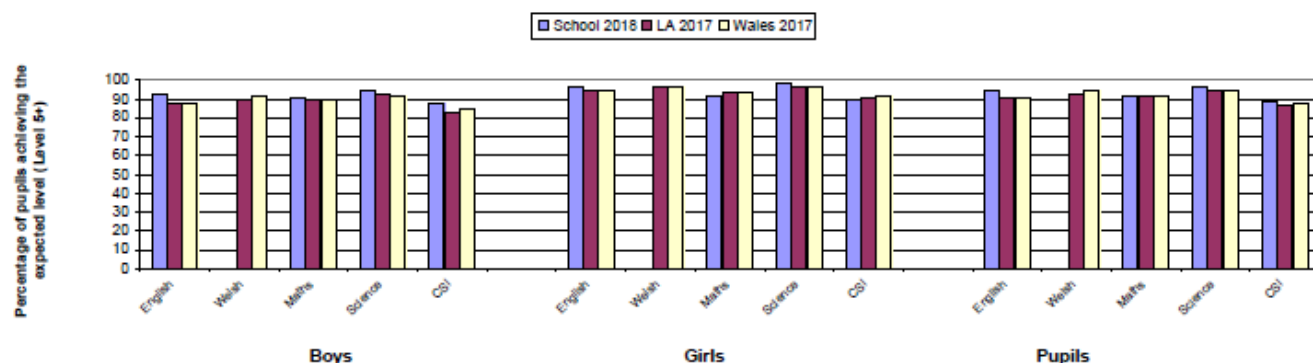
Prestatyn High School
Denbighshire

LA/School no: 663/4014


School comparative information: National Curriculum Assessments 2018 Key Stage 3

Percentage of boys, girls, and pupils achieving at least the expected level (Level 5+):

	Boys			Girls			Pupils		
	School 2018	LA 2017	Wales 2017	School 2018	LA 2017	Wales 2017	School 2018	LA 2017	Wales 2017
English	92	87	87	96	94	94	94	90	90
Welsh	0	89	91	0	96	96	0	92	94
Maths	91	89	89	91	93	93	91	91	91
Science	94	92	91	98	96	96	96	94	94
CSI	87	82	84	89	90	91	88	86	87



School Performance over time (2014 - 2018)



Notes:

- Figures for Welsh refer to attainment in Welsh first language only.
- CSI = Core Subject Indicator. To achieve the CSI a pupil must achieve at least the expected level 5 in both Mathematics and Science and either English or Welsh language.
- If there were no pupils eligible for assessment in a subject for a particular year the graph will discontinue and show a gap for that year.

This report uses data for 2017 for LA and Wales comparative information

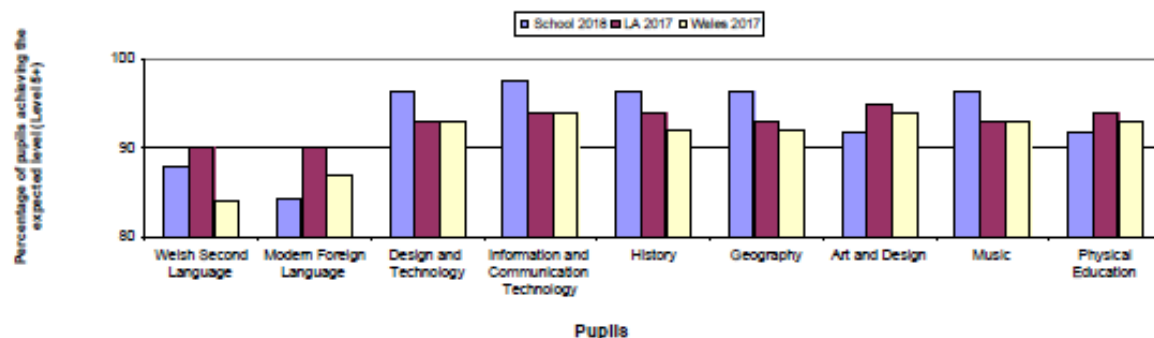
Prestatyn High School
Denbighshire

LA/School no: 663/4014

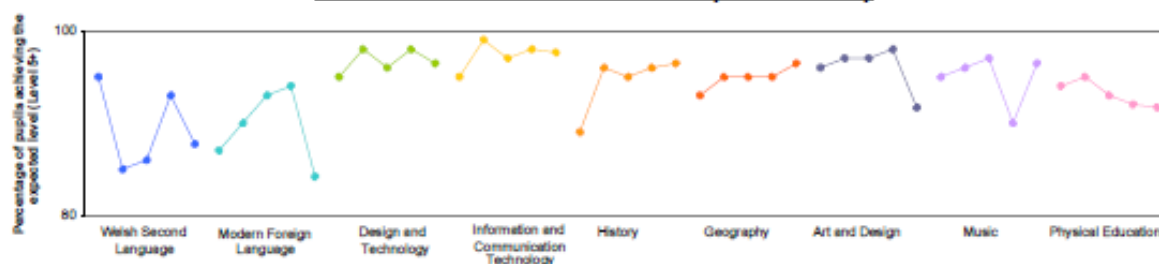
School comparative information: National Curriculum Assessments 2018 Key Stage 3

Percentage of pupils achieving the expected level (Level 5+)

	Boys			Girls			Pupils		
	School 2018	LA 2017	Wales 2017	School 2018	LA 2017	Wales 2017	School 2018	LA 2017	Wales 2017
Welsh Second Language	85	86	78	92	94	90	88	90	84
Modern Foreign Language	77	86	82	94	94	92	84	90	87
Design and Technology	95	90	91	98	96	96	96	93	93
Information and Communication Technology	97	91	92	98	97	96	98	94	94
History	97	91	89	96	96	95	96	94	92
Geography	95	91	89	99	96	95	96	93	92
Art and Design	88	93	90	97	97	97	92	95	94
Music	96	91	91	97	96	96	96	93	93
Physical Education	99	92	92	82	95	94	92	94	93



School Performance over time (2014 - 2018)



Notes:

1. If there were no pupils eligible for assessment in a subject for a particular year the graph will discontinue and show a gap for that year.

**Pupils in
Year 11****Number of pupils in Year 11 who were on roll in January 2018 :****246****Percentage of pupils in Year 11****who:**

	entered at least one qualification	achieved the Level 1 threshold	achieved the Level 2 threshold	achieved the Level 2 threshold including a GCSE pass in English or Welsh first language and mathematics	Achieved 5 or more GCSE grades A*-A or equivalent	Average capped 9 (2) points score per pupil	Average capped 8 (2) wider points score per pupil
School 2017/18	100	97	59	46	10	338	308
LA Area 2017/18	99	87	60	48	12	324	295
Wales 2017/18	99	94	67	55	18	350	320
School 16/17/18	100	97	73	51	12	224	327
School 15/16/17	100	98	85	55	15	108	342

Number of boys in Year 11 who were on roll in January 2018 :**135****Percentage of boys in Year 11 who:**

	entered at least one qualification	achieved the Level 1 threshold	achieved the Level 2 threshold	achieved the Level 2 threshold including a GCSE pass in English or Welsh first language and mathematics	Achieved 5 or more GCSE grades A*-A or equivalent	Average capped 9 (2) points score per pupil	Average capped 8 (2) wider points score per pupil
School 2017/18	100	96	45	33	7	318	290
LA Area 2017/18	99	85	52	40	9	306	280
Wales 2017/18	99	92	61	50	14	336	307
School 16/17/18	100	97	64	46	8	217	310
School 15/16/17	100	98	82	52	9	102	326

Number of girls in Year 11 who were on roll in January 2018 :**111****Percentage of girls in Year 11 who:**

	entered at least one qualification	achieved the Level 1 threshold	achieved the Level 2 threshold	achieved the Level 2 threshold including a GCSE pass in English or Welsh first language and mathematics	Achieved 5 or more GCSE grades A*-A or equivalent	Average capped 9 (2) points score per pupil	Average capped 8 (2) wider points score per pupil
School 2017/18	100	98	76	62	14	362	330
LA Area 2017/18	98	90	68	57	16	344	314
Wales 2017/18	99	95	73	61	22	365	334
School 16/17/18	100	98	81	57	17	230	343
School 15/16/17	100	98	88	59	21	113	358

- (1) For details on approved qualifications, point scores and contribution to thresholds, please see the Qualifications Wales website (QiW) at <https://www.qiw.wales/>
- (2) Average capped 9 / 8 wider point scores are calculated using the best 9 / 8 results but must include certain subjects. See notes for further details.
- .. Data not available.

**Prestatyn
High
School**

SSSP Dros Dro 2018

Summary of School Performance (1)

LA/School No. 663 / 4014

Pupils in Year 11

Number of pupils in Year 11 who were on roll in January 2018 : 246

Percentage of pupils in Year 11 who:

achieved an A*-C Grade in :

	English / Welsh	English	Welsh (2)	Science	Maths	Maths - Numeracy	Best of Maths	Core subject indicator (3)
School 2017/18	58	58	0	48	54	58	62	41
LA Area 2017/18	58	56	78	54	51	54	57	45
Wales 2017/18	65	63	74	63	59	58	64	53
School 15/16/17	64	64	0	70	37	38	40	46
School 14/15/16	67	67	0	80	18	18	19	48

Number of boys in Year 11 who were on roll in January 2018 : 135

Percentage of boys in Year 11 who:

achieved an A*-C Grade in :

	English / Welsh	English	Welsh (2)	Science	Maths	Maths - Numeracy	Best of Maths	Core subject indicator (3)
School 2017/18	41	41	0	41	49	56	58	30
LA Area 2017/18	47	45	72	50	48	52	55	38
Wales 2017/18	56	54	65	60	57	58	62	48
School 15/16/17	54	54	0	64	36	39	40	39
School 14/15/16	60	60	0	78	18	19	19	43

Number of girls in Year 11 who were on roll in January 2018 : 111

Percentage of girls in Year 11 who:

achieved an A*-C Grade in :

	English / Welsh	English	Welsh (2)	Science	Maths	Maths - Numeracy	Best of Maths	Core subject indicator (3)
School 2017/18	78	78	0	57	61	61	67	54
LA Area 2017/18	70	68	83	59	54	56	60	53
Wales 2017/18	74	72	83	66	61	58	65	58
School 15/16/17	73	73	0	76	38	38	40	53
School 14/15/16	75	75	0	82	18	18	19	52

- (1) For details on approved qualifications, point scores and contribution to thresholds, please see the Qualifications Wales website

(QiW) at <https://www.qiw.wales/>

(2) Note that the denominator for this indicator is the number pupils in Year 11 who entered Welsh First Language, rather than the total number of pupils in Year 11

.. Data not available.

A Level Results 2018

Subject	Entries	S	A	B	C	D	E	U	A*-A	A*-B	A*-C	A*-E
Archaeology	4	0	0	1	1	1	1	0	0%	25%	50%	100%
Art & Design	10	0	1	3	2	4	0	0	10%	40%	60%	100%
Art & Design Graphics	4	0	0	0	1	0	3	0	0%	0%	25%	100%
Biology	6	1	1	1	2	1	0	0	33%	50%	83%	100%
Business Studies	11	0	1	5	5	0	0	0	9%	55%	100%	100%
Chemistry	4	0	1	0	0	3	0	0	25%	25%	25%	100%
Computing	9	1	1	1	2	3	1	0	22%	33%	56%	100%
Creative Writing	2	0	1	0	1	0	0	0	50%	50%	100%	100%
D&T Product Design	12	0	0	2	4	2	3	1	0%	18%	55%	91%
Dance	3	0	0	0	1	1	1	0	0%	0%	33%	100%
Drama	5	0	1	0	4	0	0	0	20%	20%	100%	100%
Economics	8	1	2	1	1	1	2	0	38%	50%	63%	100%
English Language	3	0	0	0	3	0	0	0	0%	0%	100%	100%
English Literature	19	0	1	3	6	8	1	0	5%	21%	53%	100%
Film Studies	1	0	0	1	0	0	0	0	0%	100%	100%	100%
Fine Art	1	0	0	1	0	0	0	0	0%	100%	100%	100%
French	3	0	0	1	1	0	0	1	0%	33%	67%	67%
Geography	17	1	1	6	6	2	1	0	12%	47%	82%	100%
History	24	0	3	11	8	2	0	0	13%	58%	92%	100%
Information Technology	16	0	0	0	7	3	6	0	0%	0%	44%	100%
Law	9	1	0	3	3	1	1	0	11%	44%	78%	100%
Mathematics	17	1	3	3	4	3	3	0	24%	41%	65%	100%
Mathematics Further	1	1	0	0	0	0	0	0	100%	100%	100%	100%
Music	3	0	0	0	2	1	0	0	0%	0%	67%	100%
Physics	6	0	0	0	1	3	1	1	0%	0%	17%	83%
Politics	1	0	0	0	0	1	0	0	0%	0%	0%	100%
Psychology	2	0	0	0	2	0	0	0	0%	0%	100%	100%
Religious Studies	21	1	2	6	7	3	1	1	14%	43%	76%	95%
Geology	7	0	1	1	0	2	2	1	14%	29%	29%	86%
Sociology	12	1	1	5	4	1	0	0	17%	58%	92%	100%
PE	7	0	1	2	1	1	2	0	14%	43%	57%	100%
Welsh (Second Language)	2	0	0	1	1	0	0	0	0%	50%	100%	100%

BTEC Level 3 Results 2018

Level 3 BTEC Course 2017.8										
Subject	Entries	D*	D	M	P	F	D*- D	D*- M	D*- P	Fail
Music Technology (Production)	6	2	1	3	0	0	3	6	6	0
Art and Design (Fashion and Clothing)	5	1	1	2	1	0	2	4	5	0
Public Services	16	14	1	0	1	0	15	15	16	0
Sport	3	2	1	0	0	0	3	3	3	0
Health and Social Care	14	13	1	0	0	0	14	14	14	0
Applied Science	23	4	3	11	5	0	7	18	23	0
Travel and Tourism	11	9	2	0	0	0	11	11	11	0

*Based on all pupils taking a GCE level course, regardless of age/year group

PRESTATYN HIGH SCHOOL - 2016/17

DESCRIPTION	ELEMENT	TOTAL	
BALANCES	Balance brought forward		349,716
BUDGET			
ALLOCATION	Budget Allocation		7,058,081
EMPLOYEES	ALL TEACHING SUPPLY INCLUDING AGENCY	40,964	
	TEACHING STAFF	4,523,620	
	ADMINISTRATION & COVER ASSISTANTS	509,791	
	TECHNICIANS / WORKLOAD	195,186	
	STUDENT SUPPORT / INCLUSION	208,895	
	S E N	297,514	
	EXAM INVIGILATORS	21,512	
	CARETAKING	130,514	
	MIDDAY SUPERVISION	60,107	
	TRAINING	6,158	
	MEDICAL EXAMINATIONS	857	
	STAFF ADVERTISING	2,703	
		5,997,819	
PREMISES	REPAIRS & MAINTENANCE	33,411	
	DCC BUILDING MAINTENANCE	14,477	
	MOBILES (1216 - Elliot Grp)	8,510	
	MAINTENANCE OF GROUNDS	8,107	
	ELECTRICITY	62,676	
	GAS	34,360	
	CLIMATE CHANGE LEVY	3,178	
	LOCAL TAXATION	100,559	
	WATER	13,950	
	CARETAKING MATERIALS	8,353	
	REFUSE COLLECTION/SKIP HIRE	9,739	
		297,320	
TRANSPORT	TRAVELLING EXPENSES	3161	
	HIRING OF BUSES / MINIBUSES	14641	
		17,802	
SUPPLIES	POSTAGES	14,076	
	TELEPHONES	5,911	
	TV LICENCES	146	
	NON STAFF ADVERTISING/MARKETING	5,582	
	CAPITATION/REWARDS	86,428	
	CAPITATION - NEW COURSES	3,852	
	FURNITURE/EQUIPMENT	914	
	RENTALS	26,250	
	SOFTWARE LICENCES - WHOLE SCHOOL	5,644	
	1-1 NOTEBOOKS	56,421	
	INSURANCES	54,199	
	EXAM FEES (4316)	174,055	
	SUBSCRIPTIONS	428	
	MISCELLANEOUS COSTS	6,999	
	PUPIL COURSES	89,462	

	INTERNAL TRANSFERS - PR6	31,692
	SCHOOL IMPROVEMENTS	43,556
	POOLED SCHEMES	136,156
		741,770
AGENCY	ADULT MEALS	10,888
	HIRE OF LEISURE CENTRE	97,308
	CLEANING CONTRACT	129,193
	PLAS CEFNDY RECHARGE	31,872
	PERIPATETIC MUSIC	23,216
	DCC DATA SERVICES	31,525
	DCC ICT ADMIN + GAIA ADMIN NETWORK CHARGE	14,413
	GAIA I.T CONTRACT (5329)	130,187
	COUNSELLING SERVICE	31,181
	OFF SITE INSURANCE	719
	SUPPORT SERVICES	118,794
		619,295
INCOME	INDUCTION & EPD	(7,990)
	MISCELLANEOUS GRANTS (9144)	(1,120)
	MISCELLANEOUS INCOME (9731)	(41,884)
	PERIPATETIC MUSIC	(2,828)
	SEN RECOUPMENT	(56,852)
	TELEPHONE/OTHER INC. (9620)	-
	PRIMARY SCHOOLS SLA	(45,593)
	GRANT FOR LACs	(1,267)
	SCHOOL FUND CONTRIBUTIONS	(43,000)
		(200,534)
	NET EXPENDITURE	7,473,472
	SURPLUS / DEFICIT FOR YEAR	(65,675)
	SURPLUS / DEFICIT FOR YEAR AS % OF TOTAL BUDGET	-0.93%

PRESTATYN HIGH SCHOOL - 2017/18

DESCRIPTION	ELEMENT	TOTAL	
BALANCES	Balance brought forward		(65,675)
BUDGET ALLOCATION	Budget Allocation		7,208,546
EMPLOYEES	ALL TEACHING SUPPLY INCLUDING AGENCY	91,972	
	TEACHING STAFF	4,345,764	
	ADMINISTRATION & COVER ASSISTANTS	432,564	
	TECHNICIANS / WORKLOAD	208,635	
	STUDENT SUPPORT / INCLUSION	240,449	
	S E N	210,510	

	EXAM INVIGILATORS	38,339
	CARETAKING	131,698
	MIDDAY SUPERVISION	68,976
	REDUNDANCY COSTS	94,636
	SETTLEMENTS	64,156
	TRAINING	4,472
	MEDICAL EXAMINATIONS	916
	STAFF ADVERTISING	2,285
	APPRENTICESHIP LEVY	
		5,935,373
PREMISES	REPAIRS & MAINTENANCE	35,047
	DCC BUILDING MAINTENANCE	14,477
	MOBILES (1216 - Elliot Grp)	10,057
	MAINTENANCE OF GROUNDS	8,107
	ELECTRICITY	54,596
	GAS	32,052
	CLIMATE CHANGE LEVY	4,134
	LOCAL TAXATION	62,380
	WATER	17,247
	CARETAKING MATERIALS	6,055
	REFUSE COLLECTION/SKIP HIRE	7,246
		251,398
TRANSPORT	TRAVELLING EXPENSES	1,838
	HIRING OF BUSES / MINIBUSES	12,851
	MINIBUS COSTS	4,642
		19,330
SUPPLIES	POSTAGES	10,944
	TELEPHONES	8,915
	TV LICENCES	146
	NON STAFF ADVERTISING/MARKETING	7,144
	TRANSITION AND PUPIL RECRUITMENT	1,848
	CAPITATION/REWARDS	91,991
	CAPITATION - NEW COURSES	7,785
	FURNITURE/EQUIPMENT	3,819
	RENTALS	21,758
	SOFTWARE LICENCES - WHOLE SCHOOL	7,171
	1-1 NOTEBOOKS	56,000
	INSURANCES	54,199
	EXAM FEES (4316)	190,943
	SUBSCRIPTIONS	704
	MISCELLANEOUS COSTS	7,060
	PUPIL COURSES	106,967
	INTERNAL TRANSFERS - PR6	(13,843)
	POOLED SCHEMES	133,144
		696,695

AGENCY	ADULT MEALS	15,697
	HIRE OF LEISURE CENTRE	100,100
	CLEANING CONTRACT	160,945
	PLAS CEFNDY RECHARGE	26,650
	PERIPATETIC MUSIC	26,950
	DCC DATA SERVICES	29,664
	DCC ICT ADMIN + GAIA ADMIN NETWORK CHARGE	14,786
	GAIA I.T CONTRACT (5329)	95,000
	COUNSELLING SERVICE	33,142
	OFF SITE INSURANCE	539
	SUPPORT SERVICES	115,592
		619,065
INCOME	INDUCTION & EPD	(6,550)
	MISCELLANEOUS GRANTS (9144)	-
	MISCELLANEOUS INCOME (9731)	(76,772)
	PERIPATETIC MUSIC	(3,940)
	SEN RECOUPMENT	(47,108)
	TELEPHONE/OTHER INC. (9620)	(40)
	PRIMARY SCHOOLS SLA	(19,746)
	GRANT FOR LACs	(7,460)
	SHEP FUNDING	(12,812)
	GwE FUNDING	(1,440)
	SCHOOL FUND CONTRIBUTIONS	(100,632)
		(276,502)
	NET EXPENDITURE	7,245,360
	SURPLUS / DEFICIT FOR YEAR	(102,489)
	SURPLUS / DEFICIT FOR YEAR AS % OF TOTAL BUDGET	-1.42%

DESTINATIONS

